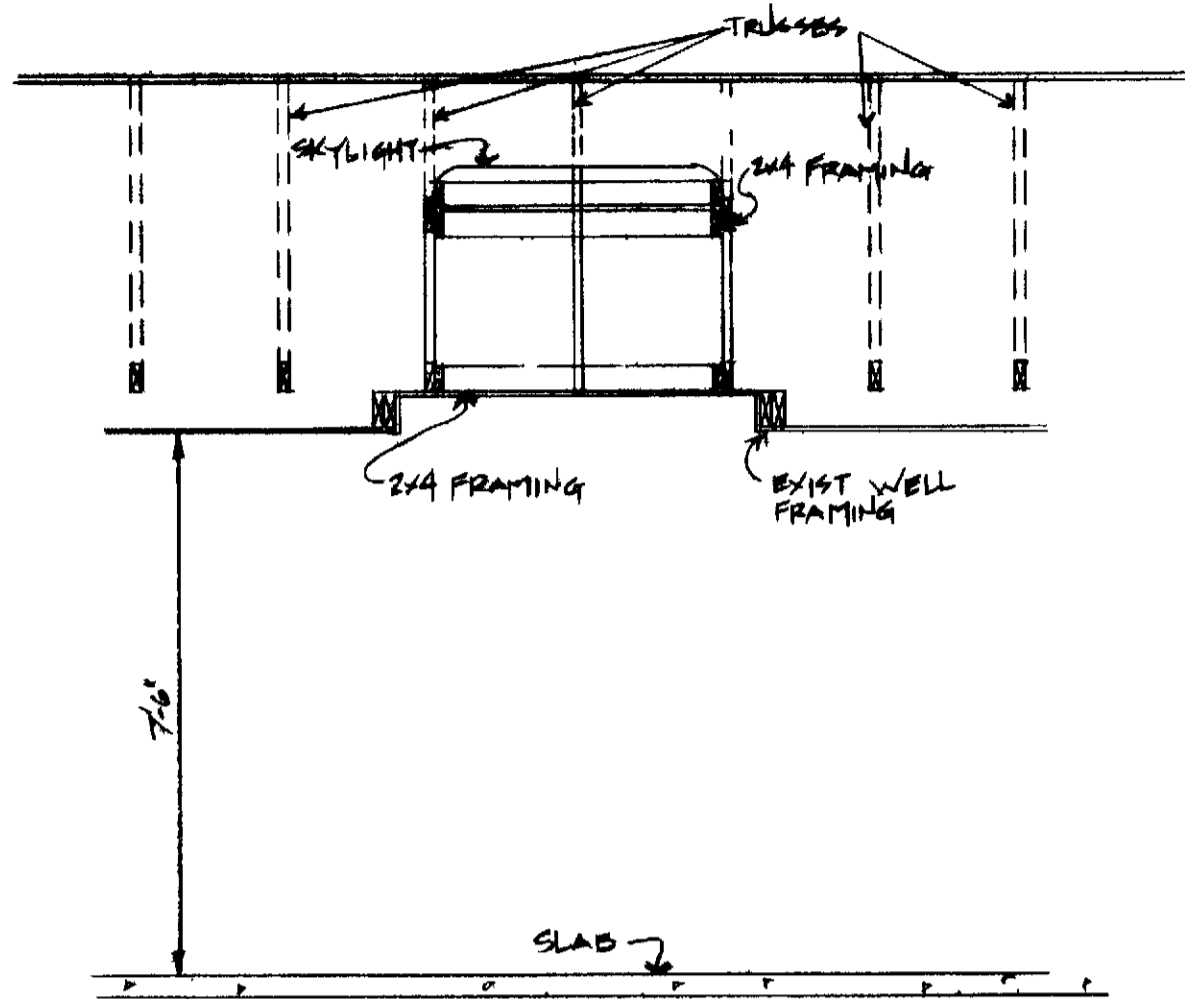
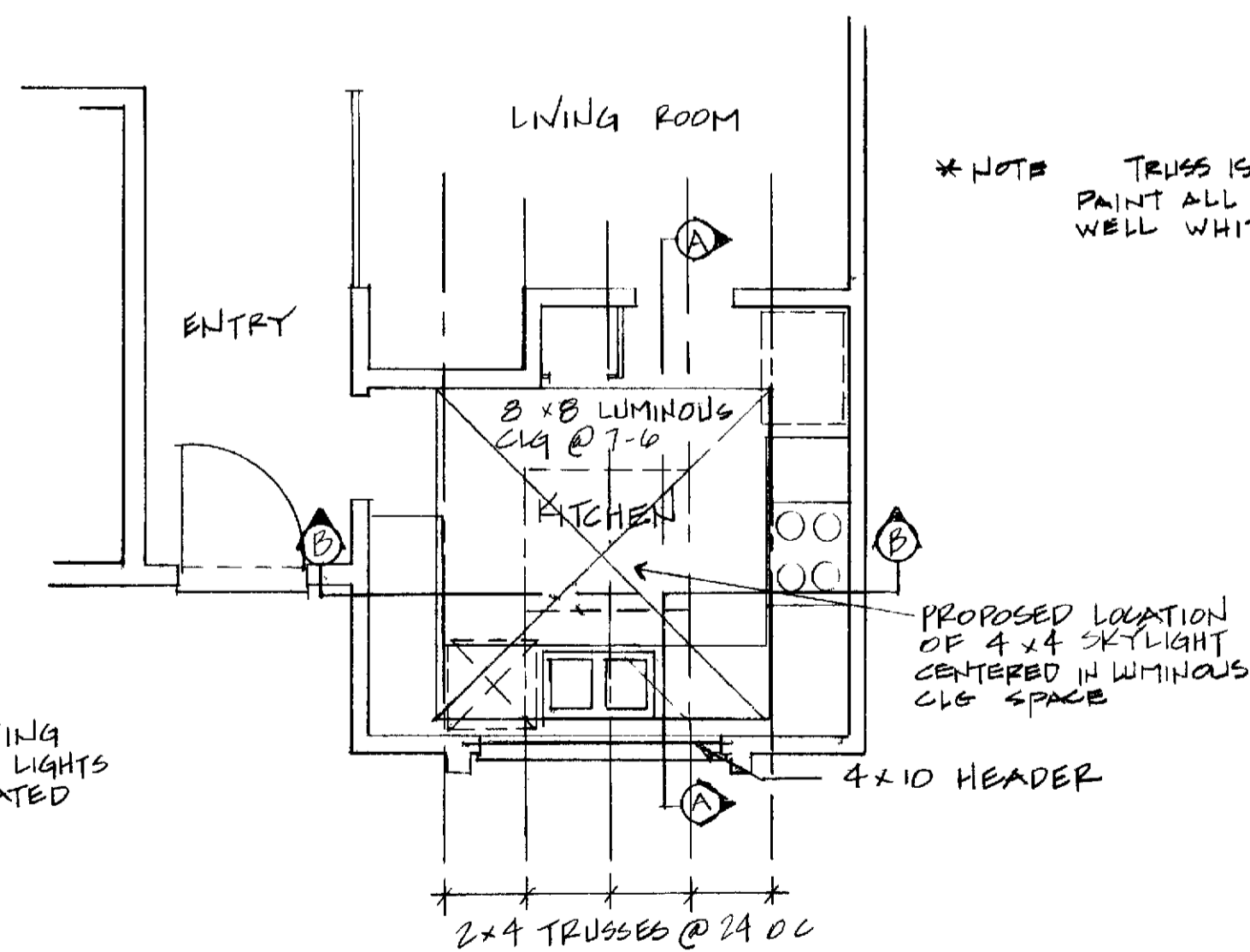


**SECTION 'A'**  
SCALE 3/8" = 1'-0"



**SECTION B**  
SCALE 3/8" = 1'-0"



**PARTIAL FLOOR PLAN**  
SCALE 1/4" = 1'-0"

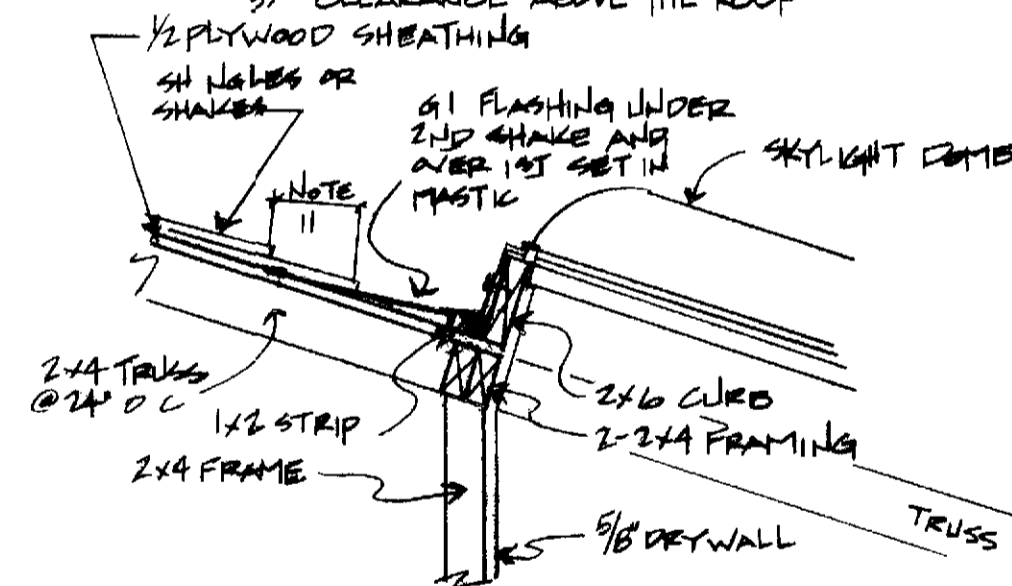
\* NOTE TRUSS IS NOT TO BE CUT  
PAINT ALL MEMBERS INSIDE  
WELL WHITE

NOTE EXISTING  
FLORESCENT LIGHTS  
TO BE RELOCATED

TOTAL SQUARE FOOTAGE	2066
ALLOWABLE WINDOW AREAS	413
WINDOW AREAS BEFORE PROPOSED SKYLIGHT	204
4x4 SKYLIGHT	10
TOTAL WINDOW SQ FTG	220

**GENERAL NOTES**

- 1 DIMENSIONS HAVE PREFERENCE OVER SCALE
- 2 CONTRACTOR SHALL VERIFY ALL DIMENSIONS AND CONDITIONS PRIOR TO ANY WORK
- 3 CONTRACTOR SHALL SECURE & PAY FOR ANY & ALL PERMITS PER D BY PCM & BY THE OCC BLDG DEPT
- 4 ALL PHASES OF CONSTRUCTION SHALL COMPLY WITH CURRENT ED U B C AND/OR STATE AND LOCAL CODES
- 5 UPON COMPLETION OF WORK, CONTRACTOR SHALL REMOVE ALL EXCESS MATERIAL AND LEAVE AREAS OF WORK BROOM CLEAN
- 6 ALL FASTENERS EXPOSED TO WEATHERING SHALL BE OF A NON-CORROSIVE OR GALVANIZED MATERIAL
- 7 FRAMING LUMBER - HORIZONTAL D.F.L.#1 VERTICAL D.F.L.#2 OR BETTER
- 8 LINE SKYLIGHT WELL W/ 5/8" DRYWALL AND TAPE ALL CORNERS AND JOINTS PAINT FLAT WHITE ALL INSIDE WELL
- 9 SKYLIGHT SHALL BE AN I.C.B.O. APPROVED ITEM WITH A MINIMUM CURB HEIGHT OF 6" AND NOT MORE THAN 6"
- 10 USE CLEAR SILICONE SEAL AT ALL FLASHING TO FLASHING, FLASHING TO CURB AND ALL POSSIBLE LEAK AREAS
- 11 FLASHING UNDER SHINGLE A MINIMUM OF 6"
- 12 SKYLIGHT TO BE I.C.B.O. #1998 OR APPROVED EQUAL ONLY (PLASTIC)
- 13 NO SELF-FLASHING SKYLITES ALLOWED NO EXCEPTIONS
- 14 ALL SKYLITES WILL BE FASTENED WITH CAP SCREWS. NAILS ARE NOT PERMISSIBLE
- 15 ALL SKYLITES ARE REQUIRED TO HAVE A MINIMUM OF 5" CLEARANCE ABOVE THE ROOF



**TYPICAL CURB DETAIL**  
SCALE 1" = 1'-0"

ANDALUZ P-43  
SKYLIGHT - KITCHEN

LEISURE WORLD  
STANDARD PLAN  
NUMBER 206

PROFESSIONAL COMMUNITY MEETING  
APPROVED *Jerry White*

PCM INC 380-4618 206  
POB 2220 LAGUNA HILLS

DATE 6-19-79

mbg

76 571