

**OPEN MEETING**

**REGULAR MEETING OF THE GOLDEN RAIN FOUNDATION  
SECURITY AND COMMUNITY ACCESS COMMITTEE**

**Monday, January 20, 2020 – 1:30 p.m.  
Laguna Woods Village Community Center Board Room  
24351 El Toro Road**

**AGENDA**

- |  |              |
|--|--------------|
| 1. Call to Order                             | Don Tibbetts |
| 2. Acknowledgment of Media                   | Don Tibbetts |
| 3. Approval of the Agenda                    | Don Tibbetts |
| 4. Approval of Meeting Report                | Don Tibbetts |
| 5. Chair's Remarks                           | Don Tibbetts |
| 6. Member Comments (Items Not on the Agenda) | Don Tibbetts |

**Reports:**

- |  |         |
|--|---------|
| 7. Gate Access Update                      | Tim Moy |
| 8. Disaster Preparedness Task Force Report | Tim Moy |
| 9. RV Update                               | Tim Moy |
| 10. Noteworthy Incidents                   | Tim Moy |
| 11. Security Statistics                    | Tim Moy |

**Items for Discussion and Consideration:**

- |                             |         |
|-----------------------------|---------|
| 12. DPTF Clubhouse Antennas | Tim Moy |
|-----------------------------|---------|

**Items for Future Agendas:**

- |                      |  |
|----------------------|--|
| 13. To be determined |  |
|----------------------|--|

**Concluding Business:**

- |   |  |
|---|--|
| 14. Committee Member Comments                             |  |
| 15. Date of Next Meeting – February 24, 2020 at 1:30 p.m. |  |
| 16. Adjournment   |  |





REPORT OF THE REGULAR MEETING OF THE  
GOLDEN RAIN FOUNDATION OF LAGUNA WOODS  
SECURITY AND COMMUNITY ACCESS COMMITTEE

The Regular Meeting of the Security and Community Access Committee was held on Monday, October 28, 2019 at 1:30 p.m. 24351 El Toro Road, Laguna Woods, California.

**MEMBERS PRESENT:** Don Tibbetts – Chair, Pat English, Ray Gros, Neda Ardani, Elsie Addington, Ralph Engdahl, and Steve Parsons

**ADVISORS PRESENT:** Larry Cunningham and Frank Tybor

**OTHERS PRESENT:** Robert Mutchnick, Diane Phelps, Lynn Jarret, John Frankel, and Beth Perak

**STAFF PRESENT:** Tim Moy, Barbara Bridges, and Debbie Ballesteros

**CALL TO ORDER**

Don Tibbetts, Chair, called the meeting to order at 1:32 p.m.

**ACKNOWLEDGEMENT OF PRESS**

The Media was not present.

**APPROVAL OF AGENDA**

By way of consensus, the Committee approved the agenda as presented.

**APPROVAL OF MEETING REPORT**

By way of consensus, the Committee approved the August 26, 2019 meeting report as presented.

**CHAIRMAN'S REMARKS**

Chair Tibbetts stated that he recently had a situation where he encountered a lady sprawled on his front lawn who stated that she lived there. He waived down a Security Officer who then called paramedics. He commented that it's a really good feeling to know how fast the response is to get help here.

**MEMBER COMMENTS ON NON-AGENDA ITEMS**

None

**REPORTS**

**Gate Access Update**

Chief Moy updated the Committee on the Gate Access Project. He explained that on August 26, 2019, a staff report was submitted to this Committee regarding Gate 11. It was endorsed and went to the Maintenance & Construction Committee where it was approved. In November, the staff report will be going to the GRF Board to get approved. Once it gets approved, Gate 11 will be the last gate to get the gate arms and conclude the Gate Access Project.

### **Disaster Preparedness Task Force Report**

Chief Moy informed the Committee about the Great California Shakeout on Thursday, October 17, 2019. Good Neighbor Captains donned their vests and went around their buildings and neighborhood to check on their neighbors, filling out the injury and building damage forms.

Once they were done filling out the forms, they dropped them off at the closest Care and Reception Centers (CRC). There was a CRC Coordinator and a Ham Radio Operator who passed on any emergency information to the Emergency Operations Center (EOC) who were having tabletop exercises with a scenario with injects.

### **RV Update**

Chief Moy stated that in the past, the RV lots were always full with a long waiting list. However, once staff audited the assigned spaces, they found many illegal occupants who had their RV's in lots. With time, staff has cleaned the database and now there are spaces available for any new residents.

### **Noteworthy Incidents**

Chief Moy explained they are monitoring the fires occurring across the state. He has a great relationship with the Orange County Sheriff's Department who will send emails and alerts in the event of a fire close to Laguna Woods Village.

Chief Moy informed the Committee that recently, there was a missing person report. The caregiver was out and about looking for the missing person. One of the neighbors came forward and told Security what the missing person was last wearing and what they look like. The information was broadcast to all the Security Division including the Gate Ambassador's.

The Gate Ambassador working the gate closest to the missing person's manor heard the broadcast and kept a watchful eye on the area. The GA saw someone that fit the description of the missing person and brought him to the Gatehouse. He called Security who responded and was able to reunite the missing person with their caregiver.

### **Security Statistics**

Chief Moy reported on the statistics for the Security Department that includes foot patrols, notice of violations, crimes, traffic collisions, RV lots, Social Services and the Compliance Division. Reports are attached to the official minutes of this meeting.

Chief Moy explained that there were a few Grand Thefts, however, they were a bicycle, jewelry making supplies, and even a vehicle (unlocked and the key was on the floor under the driver's seat).

## **ITEMS FOR DISCUSSION AND CONSIDERATION**

### **Vehicle Decals**

Chief Moy presented the Vehicle Decals. He informed the Committee that since Gate 11 is still without the gate arms, staff is recommending that the vehicle decal be issued for 2020 but to discontinue the program beginning 2021.

Director English made a motion to approve the Vehicle Decals. Director Gros seconded the motion.

By a unanimous vote, the motion carried.

## **ITEMS FOR FUTURE AGENDAS**

To be determined

## **CONCLUDING BUSINESS**

### **Committee Member Comments**

Mr. Cunningham thanked Chief Moy for keeping Lyft drivers from parking within the community waiting for their next call.

Director Gros touched on "See Something, Say Something" as he recently went to a friend's house and noticed five days' worth of newspapers outside the door. He called Security and the Orange County Sheriff's Department to respond. If someone would have said something, maybe the outcome could have been different.

Director English stated that she enjoyed hearing Chief Moy speak about the Disaster Preparedness exercise.

Director Parsons has been watching people running the stop sign by Gate 10 and also stated that there are some vehicle parked around the Gate 10 area that have a For Sale sign on them.

### **DATE OF THE NEXT MEETING**

The next meeting is scheduled for Monday, December 23, 2019, at 1:30 p.m. in the Laguna Woods Village Community Center, Board Room.

### **ADJOURNMENT**

There being no further business to come before the Committee, Chair Tibbetts adjourned the meeting at 2:48 p.m.

  
\_\_\_\_\_  
Don Tibbetts, Chair



# SECTOR ORIENTED SECURITY FOOT PATROLS 2017

	Jan	Feb	March	April	May	June	July	Aug	Sept	Oct	Nov	Dec	TOTAL	Monthly Avg
Fire Issues	0	4	8	3	2	3	5	7	7	2	5	6	52	4.3
Hazards	19	54	65	60	46	49	48	84	34	31	46	32	568	47.3
Lights	103	158	63	50	63	52	37	63	48	64	69	116	886	73.8
Maintenance	20	17	16	11	28	24	18	15	20	18	22	11	220	18.3
Perm. Fence	8	12	14	21	26	22	5	6	2	11	8	3	138	11.5
Pests	0	0	0	1	1	0	0	1	3	4	2	0	12	1.0
Signs	6	4	12	6	5	2	5	0	2	2	5	2	51	4.3
Miscellaneous	40	33	59	58	119	50	121	95	83	107	131	152	1048	87.3
<b>TOTAL</b>	<b>196</b>	<b>282</b>	<b>237</b>	<b>210</b>	<b>290</b>	<b>202</b>	<b>239</b>	<b>271</b>	<b>199</b>	<b>239</b>	<b>288</b>	<b>322</b>	<b>2975</b>	

# FOOT PATROLS 2018

	Jan	Feb	March	April	May	June	July	Aug	Sept	Oct	Nov	Dec	TOTAL	Monthly Avg
Fire Issues	2	2	6	14	4	0	0	0	0	0	0	0	28	2.3
Hazards	19	26	19	60	60	73	58	67	57	44	30	101	614	51.2
Lights	100	42	67	92	40	24	23	31	16	24	13	20	492	41.0
Maintenance	3	7	8	19	11	6	21	24	10	8	10	10	137	11.4
Perm. Fence	2	6	1	8	13	4	0	6	2	4	4	0	50	4.2
Pests	0	1	0	0	0	1	3	0	0	2	2	0	9	0.8
Signs	3	1	0	1	1	0	0	1	2	1	1	1	12	1.0
Miscellaneous	146	33	79	208	75	146	171	212	79	191	148	94	1582	131.8
<b>TOTAL</b>	<b>275</b>	<b>118</b>	<b>180</b>	<b>402</b>	<b>204</b>	<b>254</b>	<b>276</b>	<b>341</b>	<b>166</b>	<b>274</b>	<b>208</b>	<b>226</b>	<b>2924</b>	

# FOOT PATROLS 2019

	Jan	Feb	March	April	May	June	July	Aug	Sept	Oct	Nov	Dec	TOTAL	Monthly Avg
Fire Issues	0	0	0	0	0	0	0	0	0	7	0	0	7	0.6
Hazards	77	71	105	52	48	20	43	42	41	48	20	26	593	49.4
Lights	47	11	12	6	6	24	8	9	13	41	7	6	190	15.8
Maintenance	9	2	7	5	2	2	15	19	11	7	1	1	81	6.8
Perm. Fence	0	0	5	0	1	0	2	0	0	3	0	0	11	0.9
Pests	0	0	0	0	0	4	7	8	5	0	0	0	24	2.0
Signs	1	3	0	0	0	0	0	4	2	1	1	0	12	1.0
Miscellaneous	96	85	109	107	106	42	81	120	135	92	51	43	1067	88.9
<b>TOTAL</b>	<b>230</b>	<b>172</b>	<b>238</b>	<b>170</b>	<b>163</b>	<b>92</b>	<b>156</b>	<b>202</b>	<b>207</b>	<b>199</b>	<b>80</b>	<b>76</b>	<b>1985</b>	

## LEGEND

Fire Issues	--	Clutter, flammable liquids, electrical wiring, etc
Hazards	--	Raised and cracked walkways, steps and curbs, any potential tripping hazards or safety hazards
Lights	--	Non-functioning Laguna Woods Village exterior lights and non-functioning Edison street lights
Maintenance	--	Failing sprinkler systems, railings, landscaping issues (i.e.fallen branches, etc.) and other maintenance failures
Perimeter Fence	--	All perimeter walls and associated barbed wire failures
Pests	--	Rodent and insect infestations
Signs	--	Traffic sign, CDS signs, Manor number signs, and all other miscellaneous signs
Miscellaneous	--	All areas not specifically addressed in the above categories





## Social Services - YTD 2017/2018/2019 CHIEF COMPLAINTS ON SECURITY REPORTS

2017

MONTH	Falls Inside	Falls Outside	Death	Neighbor Dispute	Sheriff Matter	Safety Issues	Confusion	Medical	Non-Medical	TOTAL	% of Total
Jan.	15	29	22	9	4	10	5	1	2	97	7.3%
Feb.	30	24	23	19	2	6	7	4	12	127	9.6%
March	35	23	29	13	1	5	8	0	7	121	9.1%
April	39	26	20	15	2	2	10	0	12	126	9.5%
May	30	17	27	15	1	5	7	1	11	114	8.6%
June	32	17	29	12	9	3	6	4	15	127	9.6%
July	30	22	15	17	2	5	6	2	16	115	8.7%
Aug.	30	27	22	14	3	5	2	4	11	118	8.9%
Sept.	19	22	17	7	1	2	6	1	12	87	6.6%
Oct.	36	28	16	11	2	8	6	0	4	111	8.4%
Nov.	19	16	25	8	3	3	11	0	9	94	7.1%
Dec.	25	16	20	5	5	3	9	0	8	91	6.9%
<b>Total</b>	<b>340</b>	<b>267</b>	<b>265</b>	<b>145</b>	<b>35</b>	<b>57</b>	<b>83</b>	<b>17</b>	<b>119</b>	<b>1328</b>	
% of Total	25.6%	20.1%	20.0%	10.9%	2.6%	4.3%	6.3%	1.3%	9.0%		

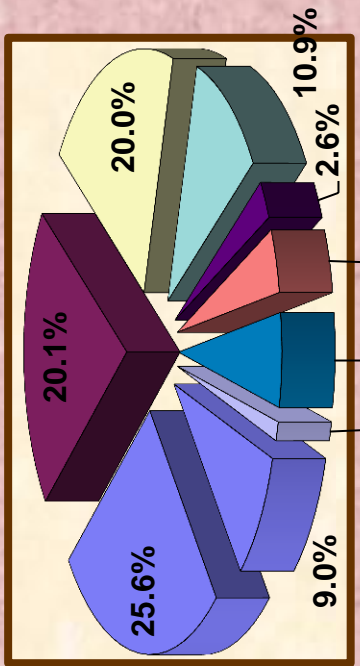
2018

MONTH	Falls Inside	Falls Outside	Death	Neighbor Dispute	Sheriff Matter	Safety Issues	Confusion	Medical	Non-Medical	TOTAL	% of Total
Jan.	32	19	24	13	2	5	10	1	14	120	7.8%
Feb.	24	21	26	7	3	6	8	2	8	105	6.8%
March	24	28	21	14	10	9	5	5	17	133	8.6%
April	31	19	18	24	0	4	11	2	29	138	8.9%
May	40	17	21	16	3	3	12	0	18	130	8.4%
June	46	29	26	15	3	8	10	2	15	154	9.9%
July	42	23	14	13	4	10	11	2	29	148	9.6%
Aug.	35	24	17	14	3	7	13	4	12	129	8.3%
Sept.	23	24	15	6	4	4	6	1	10	93	6.0%
Oct.	31	18	22	10	8	6	16	0	20	131	8.5%
Nov.	29	17	23	8	5	4	25	0	9	120	7.8%
Dec.	46	26	21	3	9	13	12	8	9	147	9.5%
<b>Total</b>	<b>403</b>	<b>265</b>	<b>248</b>	<b>143</b>	<b>54</b>	<b>79</b>	<b>139</b>	<b>27</b>	<b>190</b>	<b>1548</b>	
% of Total	26.0%	17.1%	16.0%	9.2%	3.5%	5.1%	9.0%	1.7%	12.3%		

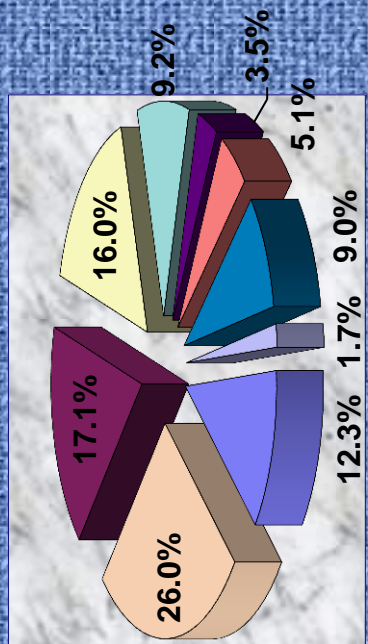
2019

MONTH	Falls Inside	Falls Outside	Death	Neighbor Dispute	Sheriff Matter	Safety Issues	Confusion	Medical	Non-Medical	TOTAL	% of Total
Jan.	41	20	21	11	1	6	10	3	11	124	7.8%
Feb.	39	23	14	6	12	3	13	0	19	129	8.1%
March	43	32	24	0	5	4	20	0	14	142	8.9%
April	49	19	20	9	6	9	24	3	20	159	10.0%
May	45	19	29	9	0	5	9	1	9	126	7.9%
June	30	23	23	10	4	5	14	5	18	132	8.3%
July	41	28	19	21	3	12	11	0	21	156	9.8%
Aug.	38	16	9	23	7	3	12	5	15	128	8.0%
Sept.	46	14	9	14	5	3	9	3	13	116	7.3%
Oct.	31	19	18	7	4	4	17	1	11	112	7.0%
Nov.	49	27	19	2	4	7	6	0	14	128	8.0%
Dec.	63	24	14	9	3	6	12	3	11	145	9.1%
<b>Total</b>	<b>515</b>	<b>264</b>	<b>219</b>	<b>121</b>	<b>54</b>	<b>67</b>	<b>157</b>	<b>24</b>	<b>176</b>	<b>1597</b>	
% of Total	32.2%	16.5%	13.7%	7.6%	3.4%	4.2%	9.8%	1.5%	11.0%		

**SOCIAL SERVICES - 2017**  
CHIEF COMPLAINTS FROM SECURITY REPORTS

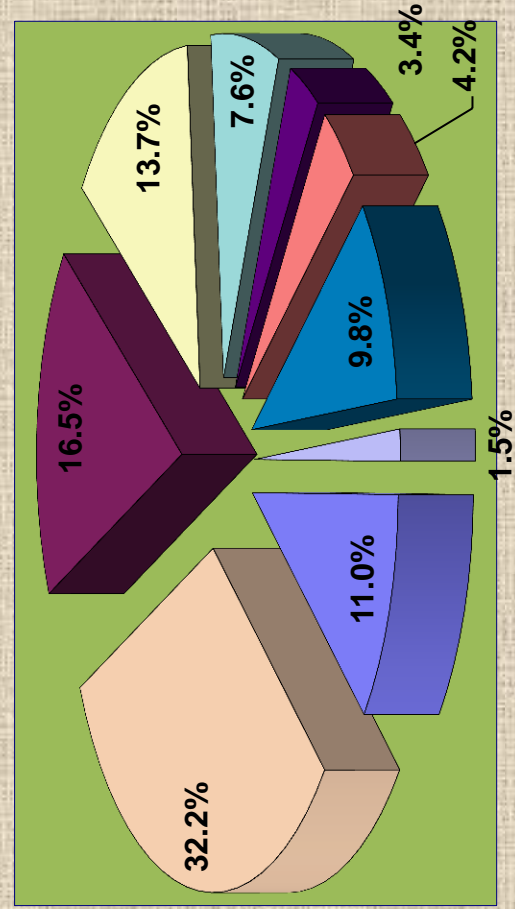


**SOCIAL SERVICES - 2018**  
CHIEF COMPLAINTS FROM SECURITY REPORTS



- Falls Inside
- Falls Outside
- Death
- Neighbor Dispute
- Sheriff Matter
- Safety Issues
- Confusion
- Medical

**SOCIAL SERVICES - 2019**  
CHIEF COMPLAINTS FROM SECURITY REPORTS



# NOTICE OF VIOLATIONS DECEMBER 2019


VIOLATIONS	Gates 1,2,3,4			Gates 5,6			Gates 7,8,9,10			Gate 14			Gate 11			GRF			TOTALS		
	YTD 2018	DEC	YTD 2019	YTD 2018	DEC	YTD 2019	YTD 2018	DEC	YTD 2019	YTD 2018	DEC	YTD 2019	YTD 2018	DEC	YTD 2019	YTD 2018	DEC	YTD 2019	YTD 2018	DEC	YTD 2019
601 SPEED +11-15	249	8	165	5	0	45	269	7	328	1	0	0	0	0	0	0	0	0	524	15	539
602 SPEED 16+	21	0	14	0	0	0	85	1	94	0	0	0	0	0	0	0	0	0	106	1	108
610 STOP SIGN	118	11	130	121	12	99	300	39	326	10	2	11	1	0	4	1	0	0	551	64	570
660 UNLICENSED DRIV.	37	0	22	7	1	7	47	1	45	0	1	2	0	0	0	0	1	0	91	4	76
ALL OTHER MOVING*	4	0	11	1	0	2	4	1	3	0	0	0	0	0	0	0	1	0	9	2	16
700 NO PARKING	186	3	113	125	5	80	120	1	42	25	0	6	0	0	2	4	0	0	460	9	243
720 LIMITED PARKING	8	1	60	9	1	6	5	0	9	3	0	0	0	0	0	0	0	0	25	2	75
725 EXPIRED REG	330	13	215	222	10	187	166	16	177	25	2	18	3	0	3	3	0	0	749	41	600
727 NO DECAL/OPP	327	21	488	205	29	394	169	10	327	36	0	43	2	0	9	2	0	0	741	60	1261
811 HANDICAPPED	12	0	9	3	0	2	9	0	17	0	0	0	0	0	0	4	0	0	28	0	28
ALL OTHER PARKING**	180	6	240	161	10	188	78	20	153	15	4	30	2	0	4	5	0	0	441	40	615
RV VIOLATIONS***	1	0	0	17	0	3	1	0	0	0	0	0	0	0	0	8	0	0	27	0	3
<b>TOTALS</b>	<b>1473</b>	<b>63</b>	<b>1467</b>	<b>876</b>	<b>68</b>	<b>1013</b>	<b>1253</b>	<b>96</b>	<b>1521</b>	<b>115</b>	<b>9</b>	<b>110</b>	<b>8</b>	<b>0</b>	<b>23</b>	<b>27</b>	<b>2</b>	<b>0</b>	<b>3752</b>	<b>238</b>	<b>4134</b>

\* All other moving violations include S-Codes: 600, 620, 630, 640, 650, 680, 690, 691 and 695

\*\* All other parking violations include S-Codes: 0010, 721, 722, 723, 724, 726, 730 and 800

\*\*\* Recreational Vehicle (RV) violations include S-Codes: 820, 830, 840, 850, 860 and 870

**NOTICE OF VIOLATIONS**  
Twelve Month Rolling Trend Report



Violation	January	February	March	April	May	June	July	August	September	October	November	December	Mth. Ave.
601	60	51	30	66	38	39	48	41	37	56	26	15	42.3
602	15	1	11	14	3	10	11	7	8	12	6	1	7.9
610	42	37	35	47	32	47	39	45	56	68	76	64	49.0
660	4	6	4	6	4	6	10	2	9	8	10	4	6.1
All Other	0	1	0	3	1	1	1	0	2	2	3	2	1.5
Sub-total	121	96	76	136	78	103	109	95	114	146	121	86	106.8
700	3	31	34	38	19	18	11	16	7	26	7	9	18.3
720	1	53	7	3	0	1	1	2	3	1	2	2	6.3
725	64	65	74	56	50	22	22	33	61	39	61	41	49.0
727	14	247	104	108	112	91	94	49	58	62	90	60	90.8
811	3	5	2	5	2	0	0	3	8	2	1	0	2.6
All Other	28	77	89	81	59	24	31	28	35	50	48	40	49.2
RV Lot	4	2	2	0	0	1	1	0	1	5	0	0	1.3
Sub-total	117	480	312	291	242	157	160	131	173	185	209	152	217.4
Total	238	576	388	427	320	260	269	226	287	331	330	238	324

Violation Code	Description	700	720	725	727	811	All Other	RV Lot
601	Speed +11-15 MPH							
602	Speed 16 MPH+							
610	Stop Sign							
660	Unlicensed Driver							
All Other	Speeding + 6-10 MPH; Right of Way; Turn Signal; Left of Center; Hit & Run; Reckless; Headlight; Bicycle on Sidewalk							
All Other	Abandoned Vehicle; RV over 6hr; Advertising; Storage; Parked sidewalk; Block Sidewalk; Fire Hydrant; All Other							
All Other	No Parking							
All Other	Limited Parking							
All Other	Expired Registration							
All Other	No Decal / OPP							
All Other	Handicapped							
All Other	Hazardous Material, Wheel Block, Jack Support (R&R Section "W" Violation), Maintenance or Repair, Miscellaneous (Minor), Miscellaneous (Major)							

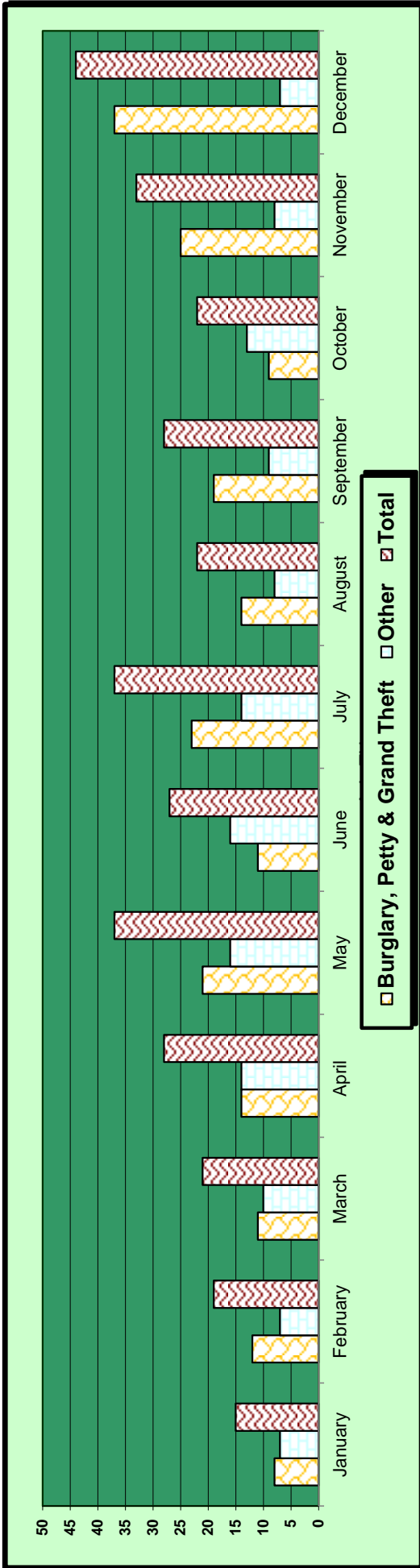
January 2019 - December 2019

# CRIMES REPORT DECEMBER 2019

	GATE 1,2,3,4		GATE 5,6		GATE 7,8,9,10		GATE 14		GATE 11		GRF		TOTALS				
	YTD 2018	DEC 2019	YTD 2018	DEC 2019	YTD 2018	DEC 2019	YTD 2018	DEC 2019	YTD 2018	DEC 2019	YTD 2018	DEC 2019	YTD 2018	DEC 2019			
<b>VIOLATIONS</b>																	
<b>70</b> BURGLARY AUTO	3	0	2	2	1	1	1	0	0	0	0	0	0	5			
<b>90</b> BURGLARY RESIDENCE	1	0	0	1	2	0	0	0	0	0	0	0	4	1			
<b>150</b> DISTURBANCE	34	2	20	11	2	19	9	5	2	0	1	17	76	69			
<b>260</b> FRAUD	1	0	0	0	0	0	0	0	0	0	0	0	1	0			
<b>370</b> MALICIOUS MISCHIEF	25	0	20	17	8	11	4	0	0	1	9	60	1	41			
<b>500</b> GRAND THEFT	10	1	12	10	5	3	3	1	0	0	0	26	4	19			
<b>505</b> AUTO THEFT	1	0	1	1	1	4	0	0	0	0	0	3	3	5			
<b>510</b> PETTY THEFT	89	9	75	52	20	43	4	5	7	10	11	177	27	174			
<b>520</b> TRESPASSING	7	0	8	4	3	5	1	0	0	1	4	18	0	18			
<b>TOTALS</b>	<b>171</b>	<b>12</b>	<b>138</b>	<b>98</b>	<b>49</b>	<b>87</b>	<b>8</b>	<b>58</b>	<b>11</b>	<b>8</b>	<b>12</b>	<b>3</b>	<b>41</b>	<b>34</b>	<b>371</b>	<b>44</b>	<b>332</b>

# CRIMES REPORT

## Twelve Month Rolling Trend Report



CODE	January	February	March	April	May	June	July	August	September	October	November	December	Mth. Ave.
70	0	2	0	0	0	0	0	0	0	0	0	3	0.4
90	0	0	0	0	0	0	0	1	0	0	0	0	0.1
500	0	1	0	0	1	2	1	1	3	2	4	4	1.6
505	0	1	0	0	0	0	0	1	0	0	0	3	0.4
510	8	8	11	14	20	9	22	11	16	7	21	27	14.5
Sub-total	8	12	11	14	21	11	23	14	19	9	25	37	17.0
150	3	2	6	8	4	8	8	3	8	10	3	6	5.8
260	0	0	0	0	0	0	0	0	0	0	0	0	0.0
370	3	3	3	2	10	6	3	4	1	2	3	1	3.4
520	1	2	1	4	2	2	3	1	0	1	2	0	1.6
Sub-Total	7	7	10	14	16	16	14	8	9	13	8	7	10.8
Total	15	19	21	28	37	27	37	22	28	22	33	44	27.8

70	Burglary (auto)	260	Fraud
90	Burglary (residence)	370	Malicious Mischief
500	Grand Theft	520	Trespassing
505	Auto Theft		
510	Petty Theft		
150	Disturbance		

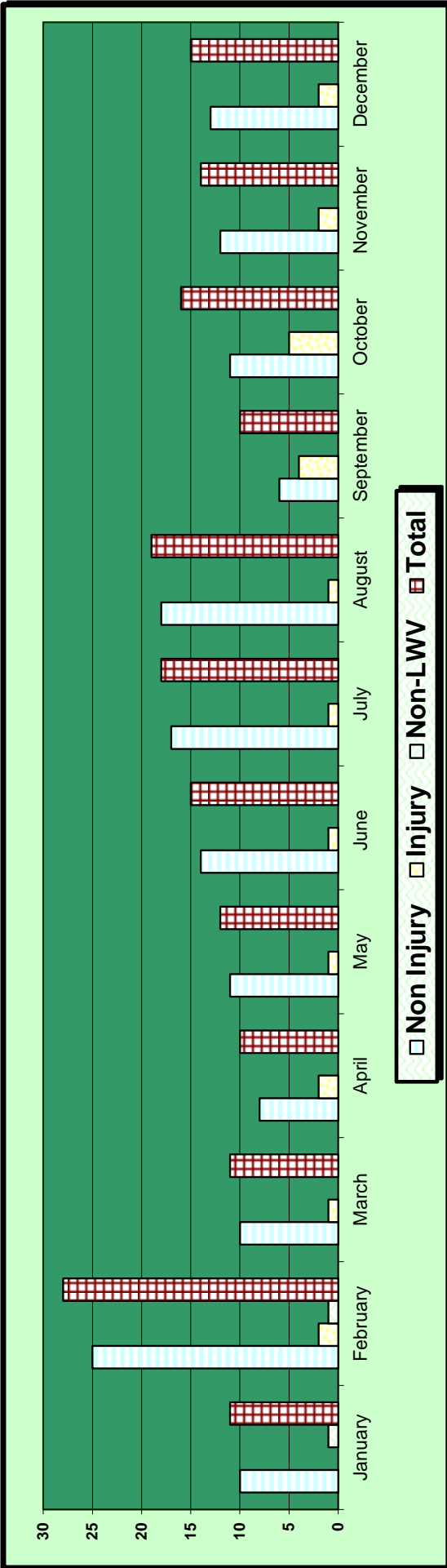
January 2019 - December 2019

# TRAFFIC COLLISIONS DECEMBER 2019

VIOLATIONS	GATE 1,2,3,4		GATE 5,6		GATE 7,8,9,10		GATE 14		GATE 11		GRF			TOTALS						
	YTD 2018	DEC 2019	YTD 2018	YTD 2019	YTD 2018	DEC 2019	YTD 2018	YTD 2019	YTD 2018	DEC 2019	YTD 2018	DEC 2019	YTD 2018	YTD 2019	DEC 2018	DEC 2019	YTD 2019			
650 HIT AND RUN	6	1	16	9	0	7	3	1	5	0	1	0	0	0	6	0	2	24	2	31
1000 NON-INJURY	46	3	41	33	1	27	29	3	17	2	2	4	0	2	26	4	35	140	11	124
1010 INJURY	5	1	8	5	1	6	4	0	6	0	0	0	0	0	0	0	2	14	2	22
1020 FATALITY	0	0	0	1	0	0	0	0	0	0	0	0	0	0	0	0	0	1	0	0
1050 COLLISION OUTSIDE LWV	0	0	0	0	0	0	0	0	0	0	0	0	0	0	3	0	3	3	0	3
<b>TOTALS</b>	<b>57</b>	<b>5</b>	<b>65</b>	<b>48</b>	<b>2</b>	<b>40</b>	<b>36</b>	<b>4</b>	<b>28</b>	<b>2</b>	<b>0</b>	<b>4</b>	<b>0</b>	<b>2</b>	<b>35</b>	<b>4</b>	<b>42</b>	<b>182</b>	<b>15</b>	<b>180</b>

# TRAFFIC COLLISIONS

## Twelve Month Rolling Trend Report



CODE	January	February	March	April	May	June	July	August	September	October	November	December	Mth. Ave.
650	1	2	2	0	3	2	8	8	2	4	4	2	2.6
1000	9	23	8	8	8	12	9	16	5	7	8	11	10.3
Sub-total	10	25	10	8	11	14	17	18	6	11	12	13	12.9
1010	0	2	1	2	1	1	1	1	4	5	2	2	1.8
1020	0	0	0	0	0	0	0	0	0	0	0	0	0.0
Sub-Total	0	2	1	2	1	1	1	1	4	5	2	2	1.8
1050	1	1	0	0	0	0	0	0	0	0	0	0	0.2
Sub-Total	1	1	0	0	0	0	0	0	0	0	0	0	0.2
<b>Total</b>	<b>11</b>	<b>28</b>	<b>11</b>	<b>10</b>	<b>12</b>	<b>15</b>	<b>18</b>	<b>19</b>	<b>10</b>	<b>16</b>	<b>14</b>	<b>15</b>	<b>14.9</b>

650	Hit & Run Accident	1020	Fatality Accident
1000	Non-Injury Accident	1050	Outside Collision
1010	Injury Accident		



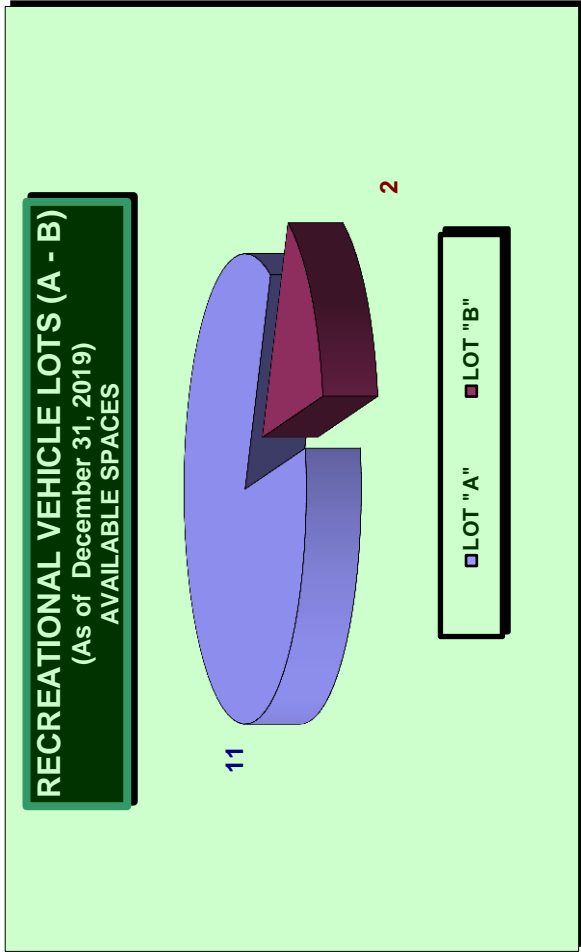

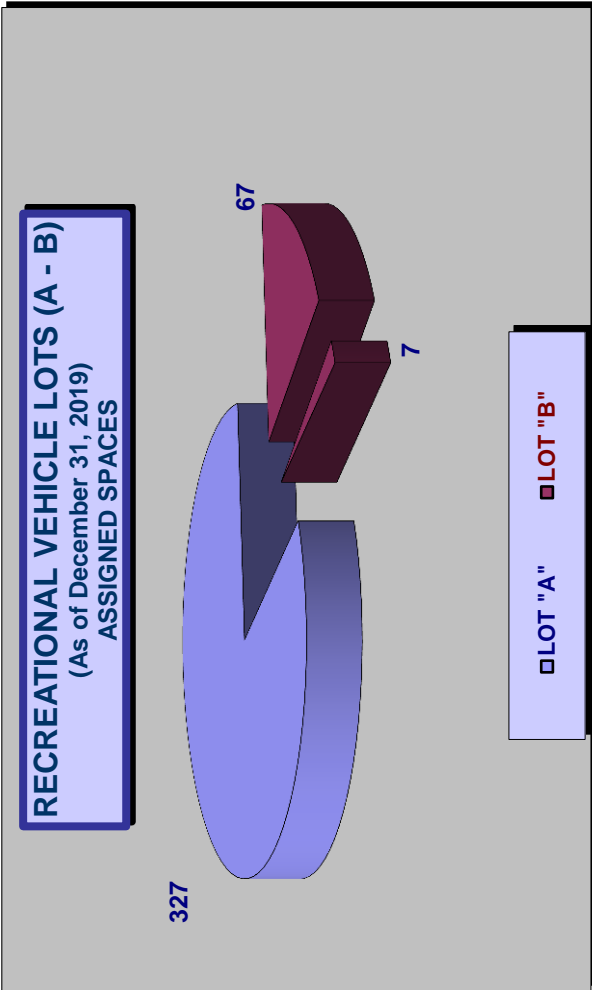
# RECREATIONAL VEHICLE LOTS (A - B)

12/31/2019

SPACE AND VACANCIES			
	LOT "A"		LOT "B"
TOTAL SPACES	338		76
ASSIGNED RV SPACES	327		67
COMMERCIAL VEHICLES			7
<b>VACANCIES</b>	<b>11</b>		<b>2</b>

WAITING LIST			
SPACE SIZE	NUMBER	SPACE SIZE	NUMBER
13 Feet		26 Feet	
14 Feet		27 Feet	
15 Feet		28 Feet	
16 Feet		30 Feet	
17 Feet		31 Feet	
18 Feet		32 Feet	
19 Feet		33 Feet	
20 Feet		34 Feet	
22 Feet		35 Feet	
23 Feet		36 Feet	
24 Feet		38 Feet	
25 Feet		40 Feet	
26 Feet		45 Feet	
	0		0
		<b>TOTAL</b>	<b>0</b>

SPACES AVAILABLE			
LOT "A"		LOT "B"	
SPACE SIZE	NUMBER	SPACE SIZE	NUMBER
12 Feet		12 Feet	
16 Feet	1	13 Feet	
17 Feet	2	14 Feet	
18 Feet	1	16 Feet	
19 Feet		17 Feet	
20 Feet		18 Feet	
21 Feet		19 Feet	
22 Feet	1	20 Feet	
23 Feet		21 Feet	
24 Feet		22 Feet	
25 Feet		23 Feet	
25.5 Feet		24 Feet	
26 Feet	1	25 Feet	
28 Feet		26 Feet	2
29 Feet		27 Feet	
30 Feet		28 Feet	
30.5 Feet		29 Feet	
31 Feet	3	30 Feet	
32 Feet	1	31 Feet	
33 Feet		32 Feet	
34 Feet		33 Feet	
35 Feet	1	34 Feet	
36 Feet		37 Feet	
37 Feet		40 Feet	
38 Feet		41 Feet	
39 Feet		48 Feet	
45 Feet		49 Feet	
49 Feet		57 Feet	
	<b>11</b>		<b>2</b>



Compliance Division

	Oct	Nov	Dec
Starting Number:	818	721	723
New:	152	192	113
Resolved:	249	190	186
Ending Number:	721	723	650

Allegations:

Abandoned Vehicle:	20	25	40
Alteration Maintenance:	23	33	25
Animal Nuisance:	74	76	49
Balcony Clutter:	21	20	15
Breezeway Clutter:	38	40	33
Caregiver Policy:	10	15	9
Carport Clutter:	46	48	40
Common Area Clutter:	39	41	39
Delinquencies:	134	93	45
Equestrian Center:	0	0	0
Estate Sales:	0	0	0
Events:	0	0	0
Garden Center Violations:	0	0	0
Gate Clearance:	0	1	0
Golf Course Violation:	0	0	0
Illegal Business:	0	0	3
Illegal Occupancy:	52	40	69
Interior Clutter:	9	14	16
Landscape:	35	38	19
Maintenance:	15	20	22
Nuisance:	83	91	90
Other:	0	0	3
Patio Clutter:	22	27	26
Real Estate Signage:	23	13	15
Recreation Policy:	4	2	2
RV Violation:	0	0	0
Short Term Rentals:	0	0	0
Smoking Policy:	10	17	13
Traffic Rules:	13	14	10
Unauthorized Alteration:	48	52	55
Vehicle Oil:	2	3	12