



UNITED LAGUNA WOODS  
— M U T U A L —



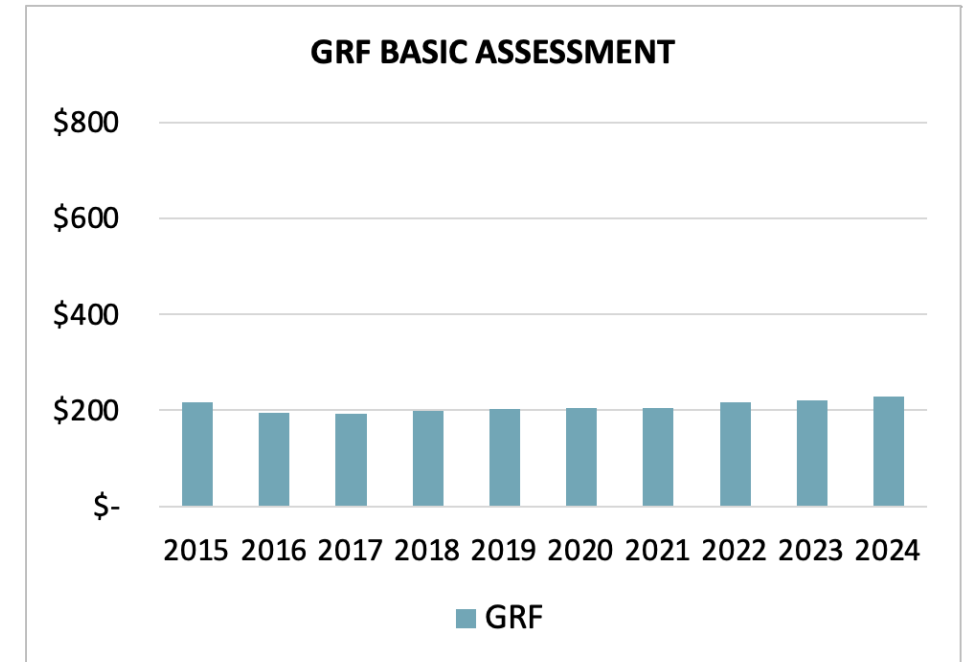
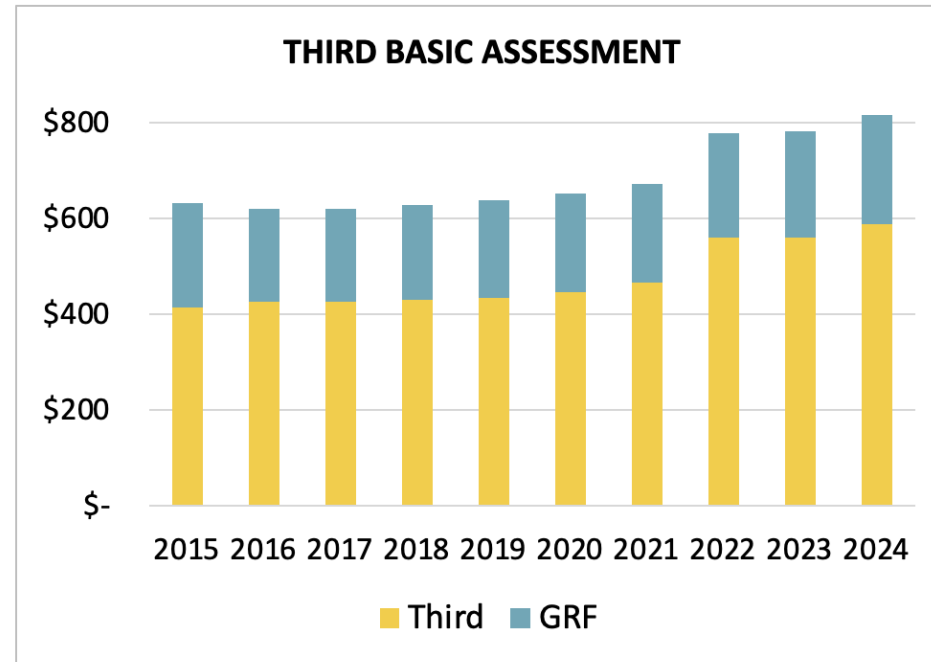
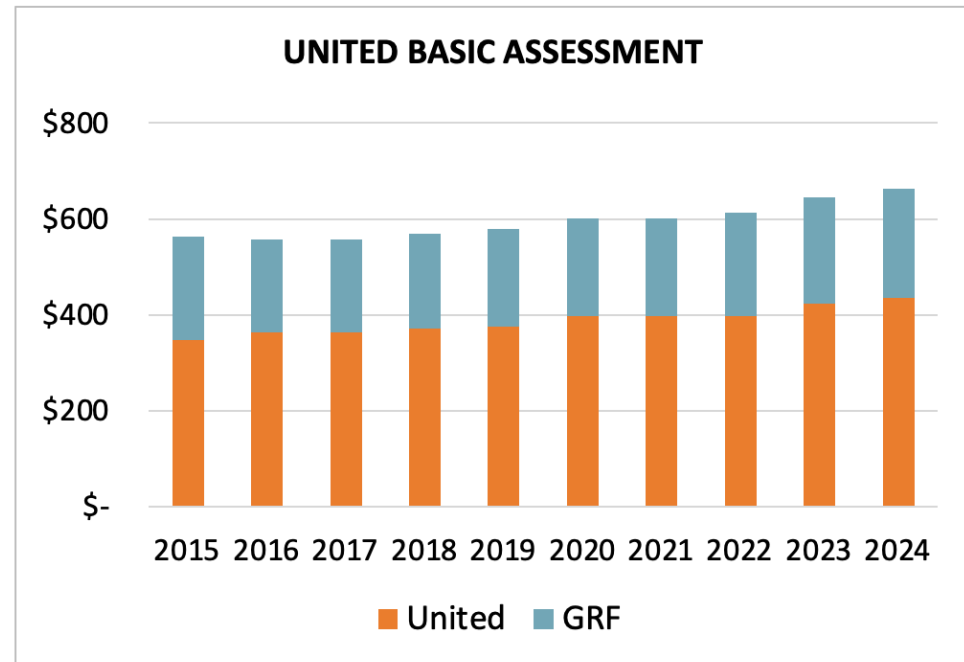
THIRD LAGUNA HILLS  
— M U T U A L —

 GOLDEN RAIN FOUNDATION  
of LAGUNA WOODS

UNITED BASIC ASSESSMENT				
	United Only	% Change	(United + GRF)	% change
2014	\$329.08		\$552.96	
2015	\$347.13	5.5%	\$563.19	1.9%
2016	\$362.87	4.5%	\$557.17	(1.1%)
2017	\$363.56	0.2%	\$557.17	0.0%
2018	\$370.42	1.9%	\$568.99	2.1%
2019	\$375.69	1.4%	\$578.52	1.7%
2020	\$396.38	5.5%	\$601.98	4.1%
2021	\$396.38	0.0%	\$601.98	0.0%
2022	\$396.38	0.0%	\$613.88	2.0%
2023	\$422.91	6.7%	\$644.22	4.9%
2024	\$435.76	3.0%	\$663.98	3.1%

THIRD BASIC ASSESSMENT				
	Third Only	% Change	(Third + GRF)	% Change
2014	\$383.63		\$607.51	
2015	\$414.85	8.1%	\$630.91	3.9%
2016	\$426.12	2.7%	\$620.42	(1.7%)
2017	\$426.25	0.0%	\$619.86	(0.1%)
2018	\$429.85	0.8%	\$628.42	1.4%
2019	\$434.39	1.1%	\$637.22	1.4%
2020	\$446.62	2.8%	\$652.22	2.4%
2021	\$466.62	4.5%	\$672.22	3.1%
2022	\$559.62	19.9%	\$777.12	15.6%
2023	\$559.62	0.0%	\$780.93	0.5%
2024	\$587.60	5.0%	\$815.82	4.5%

GRF BASIC ASSESSMENT		
	GRF Only	% Change
2014	\$223.88	
2015	\$216.06	(3.5%)
2016	\$194.30	(10.1%)
2017	\$193.61	(0.4%)
2018	\$198.57	2.6%
2019	\$202.83	2.1%
2020	\$205.60	1.4%
2021	\$205.60	0.0%
2022	\$217.50	5.8%
2023	\$221.31	1.8%
2024	\$228.22	3.1%



Change since 2014	32.4%	20.1%
Avg annual change	2.3%	1.7%

Change since 2014	53.2%	34.3%
Avg annual change	3.5%	2.6%

Change since 2014	1.9%
Avg annual change	0.5%