









i-Guide Font Enlargement

- ω Make sure your TV and Set Top Box are turned 'ON'.
- ω Press the  button on remote to bring up the Quick Menu display on TV screen.
- ω Use the   arrows keys to highlight the  'House' Icon, press OK/SEL button.
- ω Using the  arrow key, scroll down to the 'Setup' line, press OK/SEL button.
- ω The 'Guide Setup' line will be highlighted, press OK/SEL button.
- ω Using the  and  arrow key to change the highlighted TV Type to 'HD TV (zoom)'.
- ω Once you are done making changes press the  button.